

HIMALAYA INTERNATIONAL SCHOOL

CLASS – KG

HOLIDAY HOMEWORK 2024-2025

Hello, Sweet Summer!

Summer is singing with joy and the beaches are inviting you with dancing waves.

Enjoy the SUMMER HOLIDAYS.



Dear Parents,

This is to inform you that Summer Vacation will be starting from 20th May '24 to 30th June '24.

Long awaited summer holidays are again ready to welcome you with their warm showers. To ensure that the children have constructive holidays some homework has been given which will keep them active and observant.

Few tips to make your child become independent and confident :

Independent Me

- Folding Clothes
- Buttoning and Unbuttoning
- Zipping and Un zipping
- Rolling Chapattis
- Keeping belongings back in their place

- Filling the water bottles
- Tidy up toys
- To clean room after playing etc. to teach your child good manners
- Water the plants and feed the birds and animals
- To involved in reading good books
- Try to show educational channels like – Discovery, National Geography etc.

Awareness Activities :

- Get up early in the morning
- Do exercise daily
- Wish your elders with a smile
- Spend time with grandparents
- Don't waste water
- Grow more plants
- Washing hands before and after meal
- Brushing teeth twice a day
- Combing hair regularly
- Bathing everyday
- Drink milk twice a day
- Eat one fruit daily

English : Do Written Practice of

- Capital Letters A - Z (5 times)
- Small Letters a - z (5 times)
- Two Letters Words (2 times)
- Three Letters Words done till now (2 times)

Hindi : □□□□□□ □□ □□□□□□ □□□□□□ □□□□ □□□□

'□', '□', '□', '□' □□□□□□ □□□□ (□□-□□ □□□)

Maths : Do Practice of






- Forward Counting 1 to 50 (3 times)
- Backward Counting 10 to 1 (3 times)

Rhymes : Learn English and Hindi Rhymes with action done in month of April' 24 and May'24

Maths : Do Book Pages 12 to 18

NOTE: All the work should be done in a separate three- in- one notebook. All worksheets are to be filled by students and submitted along with holiday homework notebook. Kindly do English Reading Practice with Phonetics regularly.

Fill the missing letters



I Can Read and Match

Read and write the word. Color the matching picture.

Read	Write	Color
hat		
bat		
mat		
cat		
rat		

Match - Uppercase with Lowercase

A
B
C
D
E
F
G
H
I
J
K
L
M

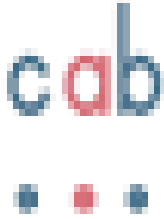

g
i
h
j
b
m
c
l
d
a
e
k
f

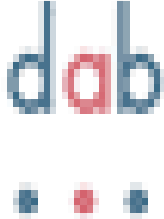
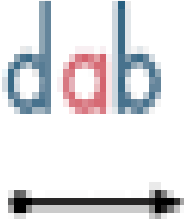
Match - Uppercase with Lowercase

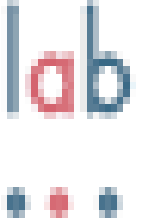
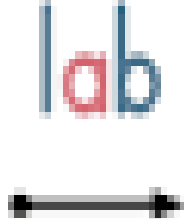
N
O
P
Q
R
S
T
U
V
W
X
Y
Z



o
q
r
v
w
y
z
s
x
n
t
u
p

Rewrite the given ab sound word

		
---	---	--

		
--	--	--

		
---	---	--

		
---	---	--

Write the Middle Sound




Help the little boy in writing the middle sound of the words.



g...p




l...p



n...p



c...p



s...p



t...p

Now practice writing ap words here:-



-ad words









Match the given 'ad' words to their respective pictures.



lad
sad
dad
wad
pad
bad






Patterns

Look at the patterns. Color to show which shapes come next.

Patterns

Draw the missing shapes to complete the pattern.

	_____
	_____
	_____
	_____
	_____

Logical Pairing

Draw a line to match items that go together.

•

•

•

•

•

•

•

•

•

•

स्वर अ में गोला लगाएं



अनार



अननस

अ

आ

ऊ

उ

उ

अ

ऊ

अ


अ

आ

स्वर आ में गोला लगाएं



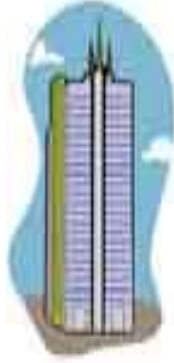
आम



आलू

आ अ
आ आ
उ अ ऊ आ
ऊ आ अ

स्वर इ में गोला लगाएं



इमारत



इस्तरी

A rectangular box containing several instances of the Hindi character 'इ' (I) in various orientations (upside down, rotated 90 degrees, etc.) for a dot-marker activity.

रख ई में गोला अगाए



रख



रख

ख

ख

ख

ख

ख

ख

ख

ख

ख









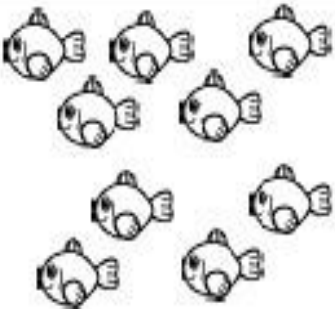
ख

Write each missing number.

1		3		5			8
9		11		13			16
17		19		21			24
25		27		29			32
33		35		37			40
41		43		45			48
			49	50			

How Many?

Count the pictures and write the number.

 <input type="text" value="4"/>	 <input type="text" value="1"/>	 <input type="text" value="5"/>
 <input type="text" value="2"/>	 <input type="text" value="3"/>	 <input type="text" value="8"/>
 <input type="text" value="10"/>	 <input type="text" value="6"/>	 <input type="text" value="9"/>